

**STAR
WARSTM**



**KROSS X
STUDIO**

**BOBA FETT™ COLLECTOR SET
USER MANUAL**

TABLE OF CONTENTS

BOBA FETT™ TOURBILLON

<u>Overview</u>	3
-----------------	---

<u>Movement winding</u>	5
-------------------------	---

<u>Time setting</u>	6
---------------------	---

<u>Interchangeable straps</u>	7
-------------------------------	---

<u>Buckle opening</u>	8
-----------------------	---

<u>Buckle release</u>	9
-----------------------	---

BOBA FETT STARSHIP WATCH DISPLAY

<u>Overview</u>	10
-----------------	----

GENERAL

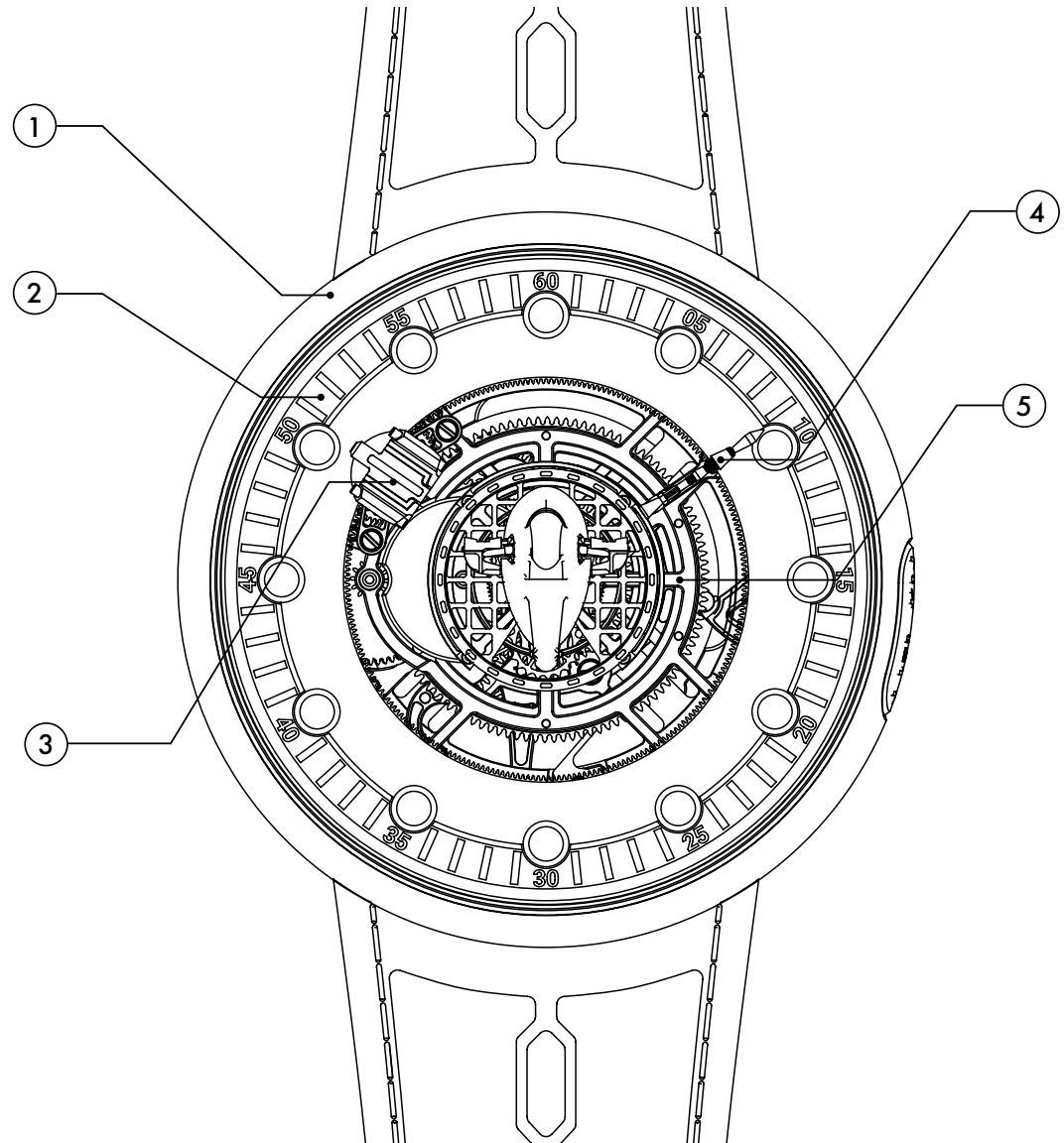
<u>Regular care</u>	11
---------------------	----

<u>Tech specs</u>	12
-------------------	----

BOBA FETT TOURBILLON

FRONT

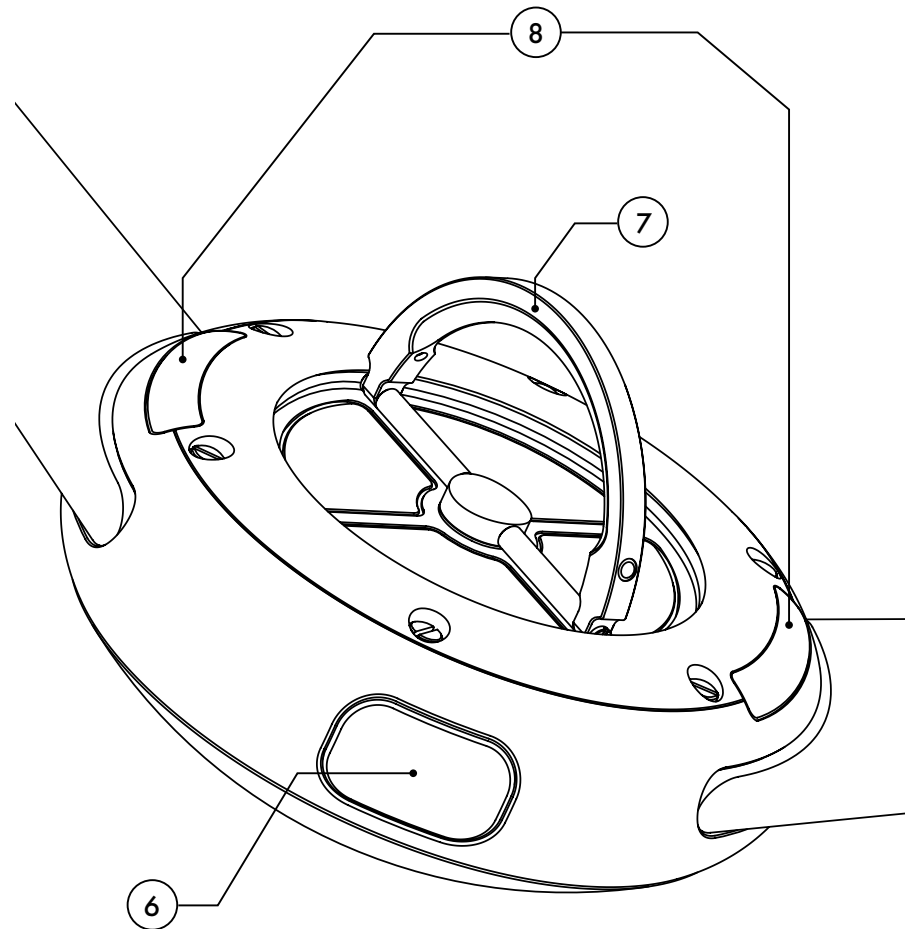
- 1** Case
- 2** Dial
- 3** Hour hand
- 4** Minute hand
- 5** Tourbillon cage



BOBA FETT TOURBILLON

BACK

- 6** Time set push button
- 7** D-ring crown
- 8** Strap release push buttons
"push to release"

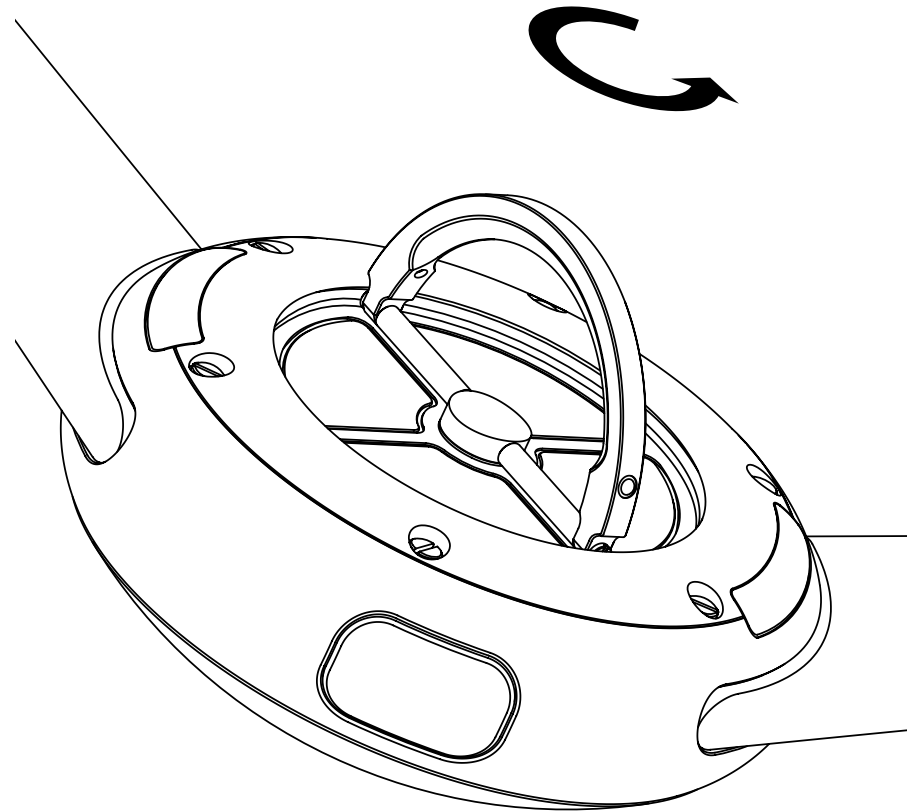


MOVEMENT WINDING

The manual-winding mechanical movement developed in-house delivers a 5 day power reserve. After this period, you must wind your watch to provide the necessary energy for it to run.

In order to maintain perfect symmetry, the Boba Fett Tourbillon case has no traditional crown. On the case back, a D-ring crown is stowed out of sight to help maintain the timepiece's sleek, space-age styling. This mechanism enables faster winding than with a traditional crown.

To wind your watch, lift the D-ring crown and turn it counterclockwise until you feel some resistance, meaning that the watch has been wound. To fully wind your watch, 23 complete turns are needed.



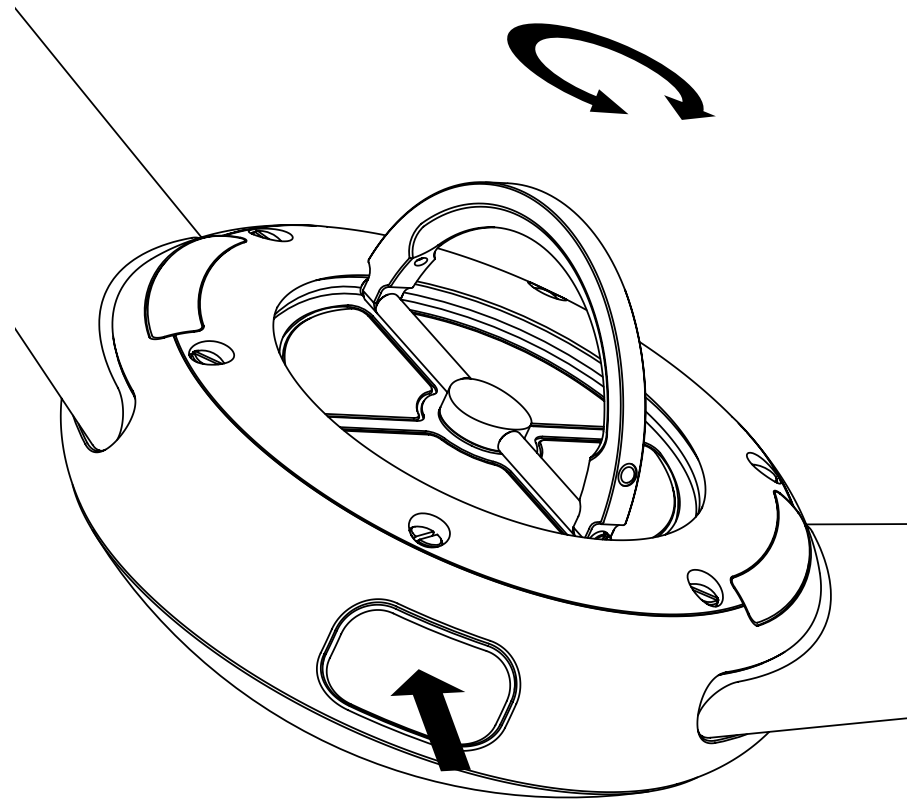
TIME SETTING

The hours and minutes are displayed in a unique peripheral format, made possible by a planetary gear system that orbits 360° around the tourbillon.

To set the time, press the "Time Set" push button. Lift the D-ring crown - located on the case-back - synchronously and turn clockwise until the exact time is set. When setting the time, there may be some resistance as the watch will be wound simultaneously.

Note:

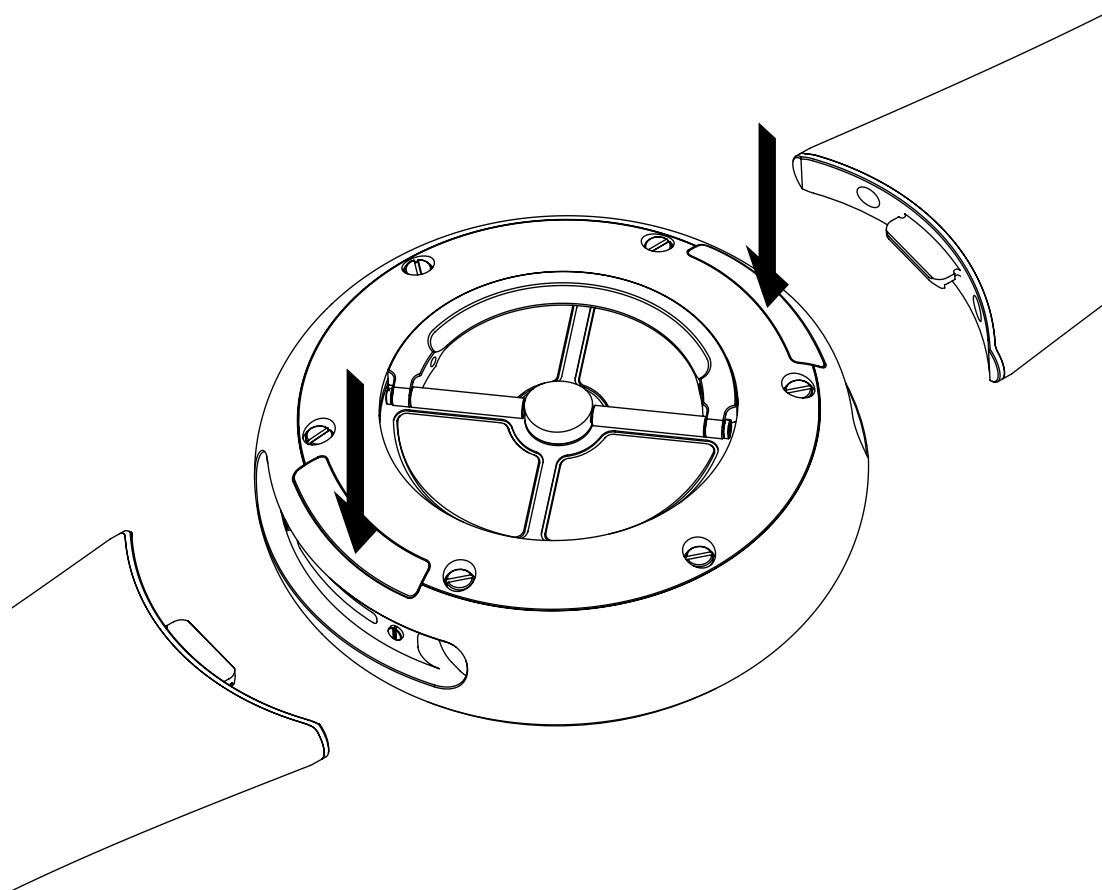
You might turn the D-crown counterclockwise. In this case, go back 10 minutes before the actual time. Then, turn it clockwise until adjusting the exact time. It enables the gear train to go back to its functioning position.



INTERCHANGEABLE STRAPS

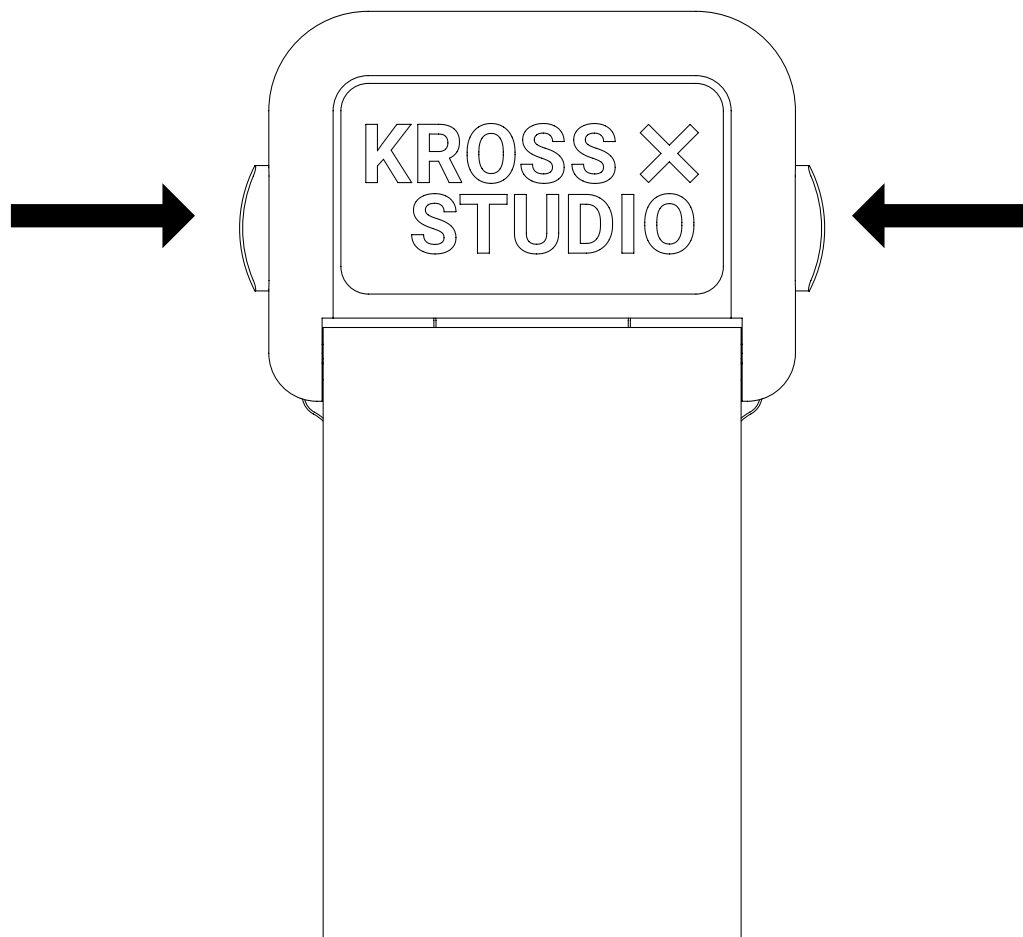
The Boba Fett Tourbillon is equipped with an interchangeable strap system, a practical feature where two quick-release buttons are hidden on the underside of the case.

Push each button to release the strap.



BUCKLE OPENING

Press simultaneously the two push buttons located on the sides of the clasp to open the buckle.

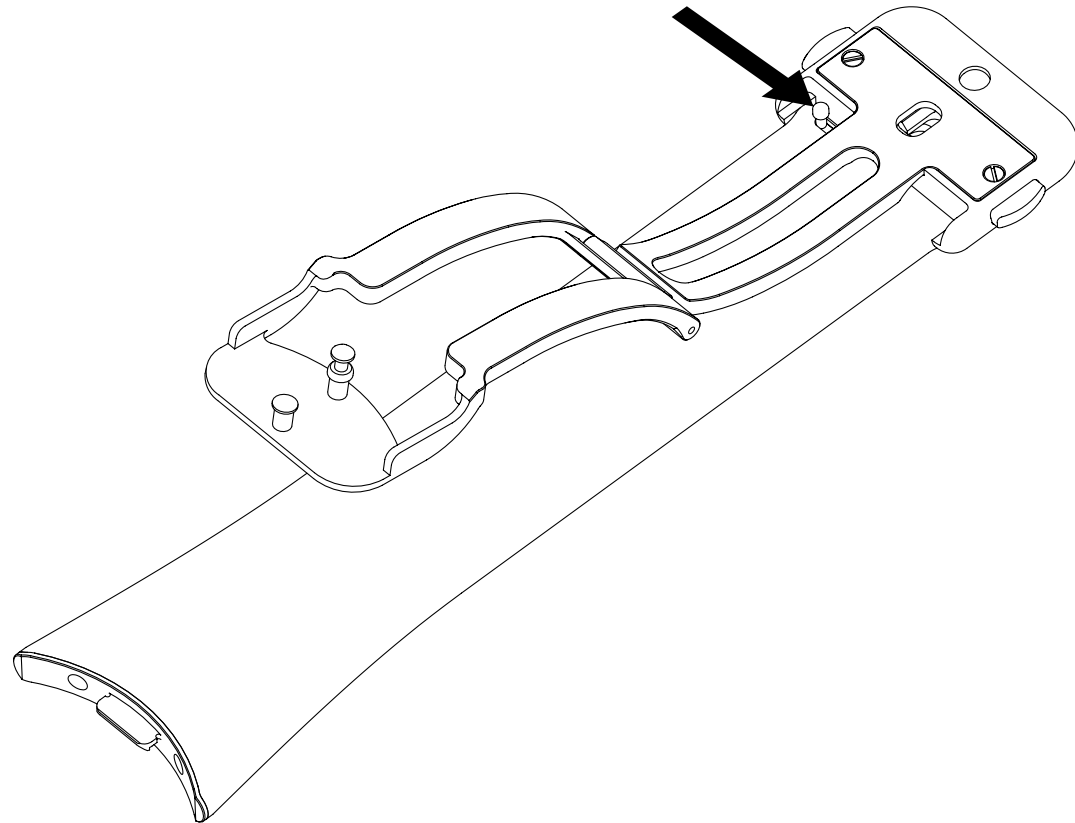


BUCKLE RELEASE

To detach the buckle, no tools are required. Simply pull the lever located under the clasp and it will release the strap.

To fix the buckle, start by inserting the right side of the buckle on the spring bar. Pull the lever and insert the left side.

Make sure the spring bar is securely in place by pulling few times the strap.



BOBA FETT STARSHIP WATCH DISPLAY

The Boba Fett Tourbillon watch comes along with a stand alone functional art piece made of aluminum, acrylic and resin, made by EFX, Boba Fett starship-inspired watch display. A watch can be stored in the cockpit of the spaceship, where a case has been ingeniously conceived. We recommend to put on gloves before manipulating the functional sculpture.



REGULAR CARE

REGULAR CARE OF THE WATCH DISPLAY

Use a smooth microfiber cloth to clean the sculpture. Gloves are recommended to prevent any risk of scratching. If needed, you may use a solvent-free cleaner to spray on the cloth. Do not spray any liquid directly on the sculpture.

REGULAR CARE OF THE BOBA FETT TOURBILLON

The tourbillon remains one of the main horological complications and bears the mark of the most talented watchmakers. Caution and care are required to ensure the longevity of your watch. To handle it properly, a set of gloves and a soft microfiber cloth are provided in a box along with your Boba Fett Collector Set. We strongly recommend wearing gloves every time the watch is manipulated for winding or time setting. It will enable a better gripping and help prevent any risk of scratching.

The watch has a water resistance of 30 meters. We recommend avoiding sea water. Clean regularly your watch by wiping down carefully with the soft microfiber cloth. If needed, you may use a solvent-free cleaner to spray on the cloth. Do not spray any liquid directly on the watch.

TECH SPECS

BOBA FETT TOURBILLON

Parts 298	Limited edition 10 numbered pieces
---------------------	--

Movement

Caliber KS 7'000	Jewels 27
Functions Manual-winding central tourbillon	Power reserve 5 days
Parts 220	Frequency 21'600bph / 3Hz

Case

Materials Chocolate PVD coated grade 5 titanium	Diameter 45mm
Dome-shaped anti-reflective sapphire crystal	Thickness 20mm
Water resistance 30m or 3ATM	Thickness without crystal 12.5mm

Case back

Materials Grade 5 titanium
4 anti-reflective sapphire crystals

Interchangeable straps

1. Green polyamide strap embossed with the pattern of Boba Fett chest armor, black stitching.	All straps are reinforced with a black rubber inlay for optimal durability and comfort.
2. Black rubber strap, black stitching, black rubber inlay.	Chocolate PVD coated grade 5 titanium deployant buckle clasp.
3. Chocolate color calf leather strap, chocolate color stitching, black rubber inlay.	

BOBA FETT STARSHIP WATCH DISPLAY

Materials Aluminum, acrylic and resin	Length 711,2mm
	Width 609,6mm
	Height 254mm
	Weight ≈6,8kg