


**THE
BATMAN** | **KROSS** 
STUDIO

**THE BATMAN COLLECTOR SET
USER MANUAL**

TABLE OF CONTENTS

THE BATMAN COLLECTOR SET

Overview 3

Movement winding 5

Time setting 6

Interchangeable straps 7

Buckle opening 8

Buckle release 9

Bat-Signal 10

GENERAL


Regular care 11

Tech specs 12

THE BATMAN TOURBILLON

FRONT

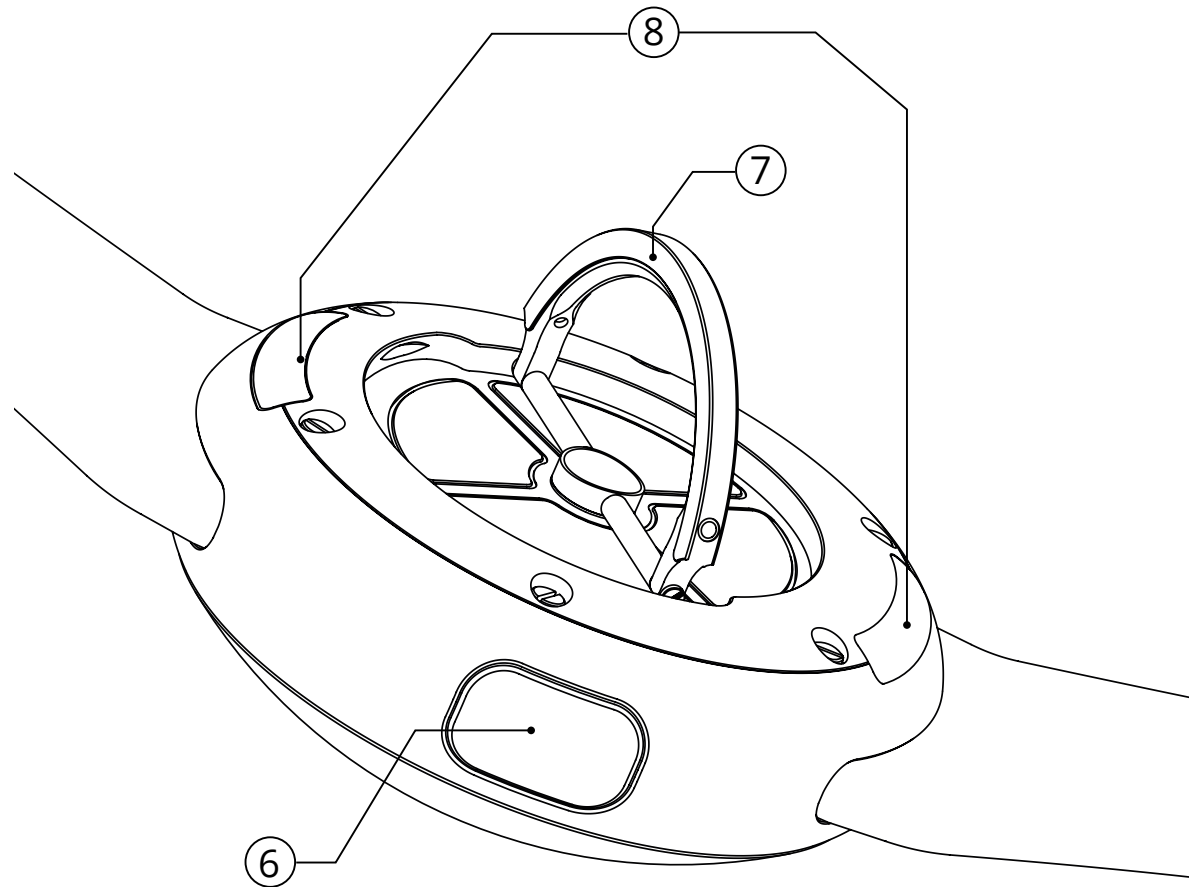
- 1 Case
- 2 Dial
- 3 Hour hand
- 4 Minute hand
- 5 Tourbillon cage



THE BATMAN TOURBILLON

BACK

- 6 Time set push button
- 7 D-ring crown
- 8 Strap release push buttons
"Push to release"



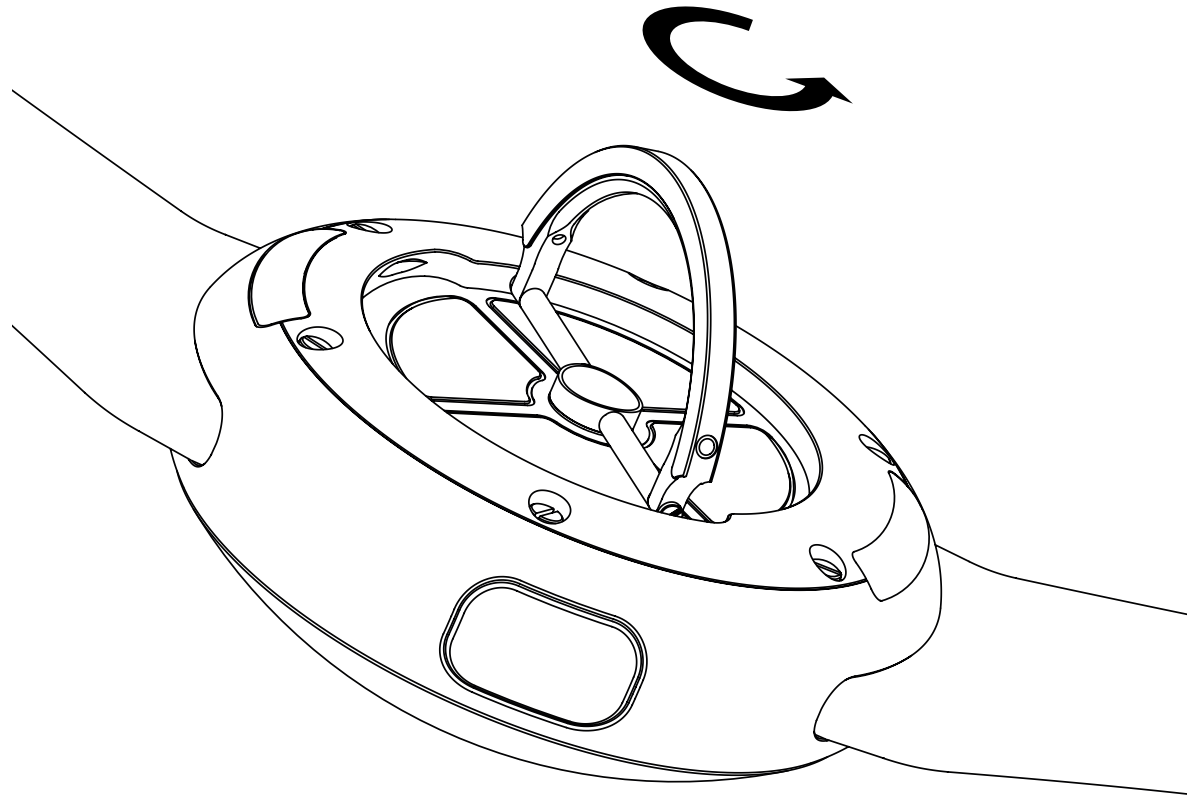
MOVEMENT WINDING

The manual-winding mechanical movement developed in-house delivers a 5 day power reserve. After this period, you must wind your watch to provide the necessary energy for it to run.

In order to maintain perfect symmetry, the "The Batman Tourbillon" case has no traditional crown. On the case back, a D-ring crown is stowed out of sight to help maintain the timepiece's sleek, space-age styling. This mechanism enables faster winding than with a traditional crown.

To wind your watch, lift the D-ring crown and turn it counterclockwise until you feel some resistance, meaning that the watch has been wound.

To fully wind your watch, 23 complete turns are needed.

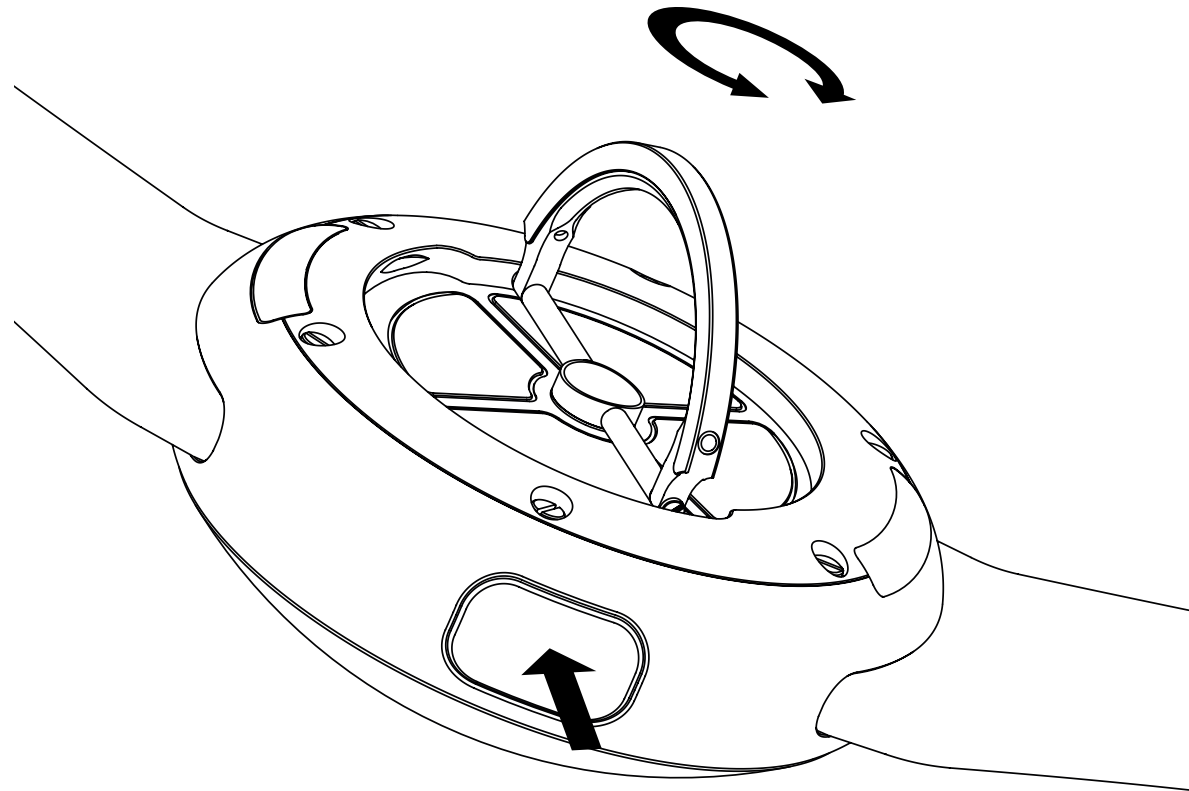


TIME SETTING

The hours and minutes are displayed in a unique peripheral format, made possible by a planetary gear system that orbits 360° around the tourbillon.

To set the time, press the "Time Set" push button. Lift the D-ring crown - located on the case-back - synchronously and turn clockwise until the exact time is set. When setting the time, there may be some resistance as the watch will be wound simultaneously.

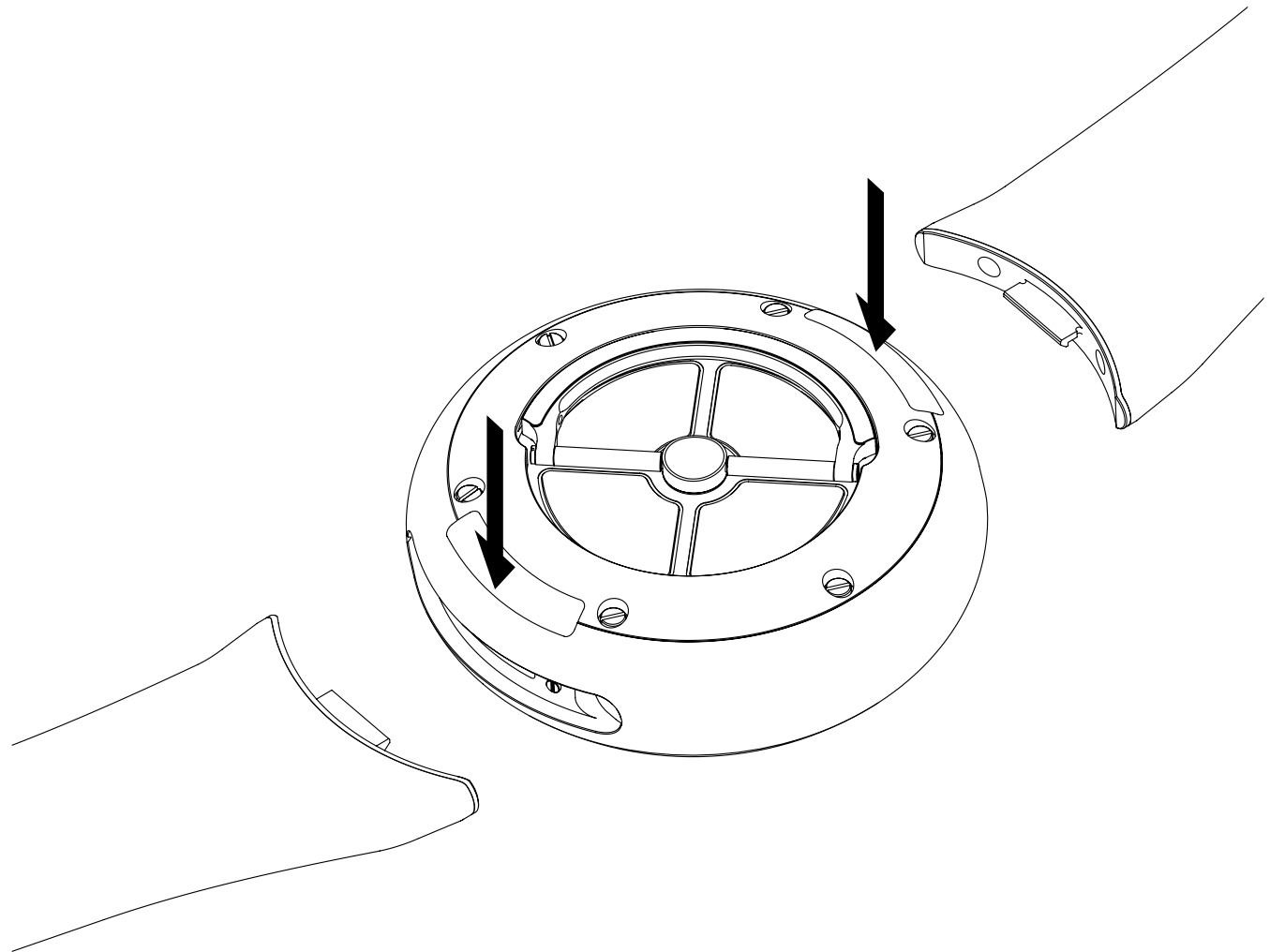
Note: You might turn the D-ring crown counterclockwise. In this case, go back 10 minutes before the actual time. Then, turn it clockwise until adjusting the exact time. It enables the gear train to go back to its functioning position.



INTERCHANGEABLE STRAPS

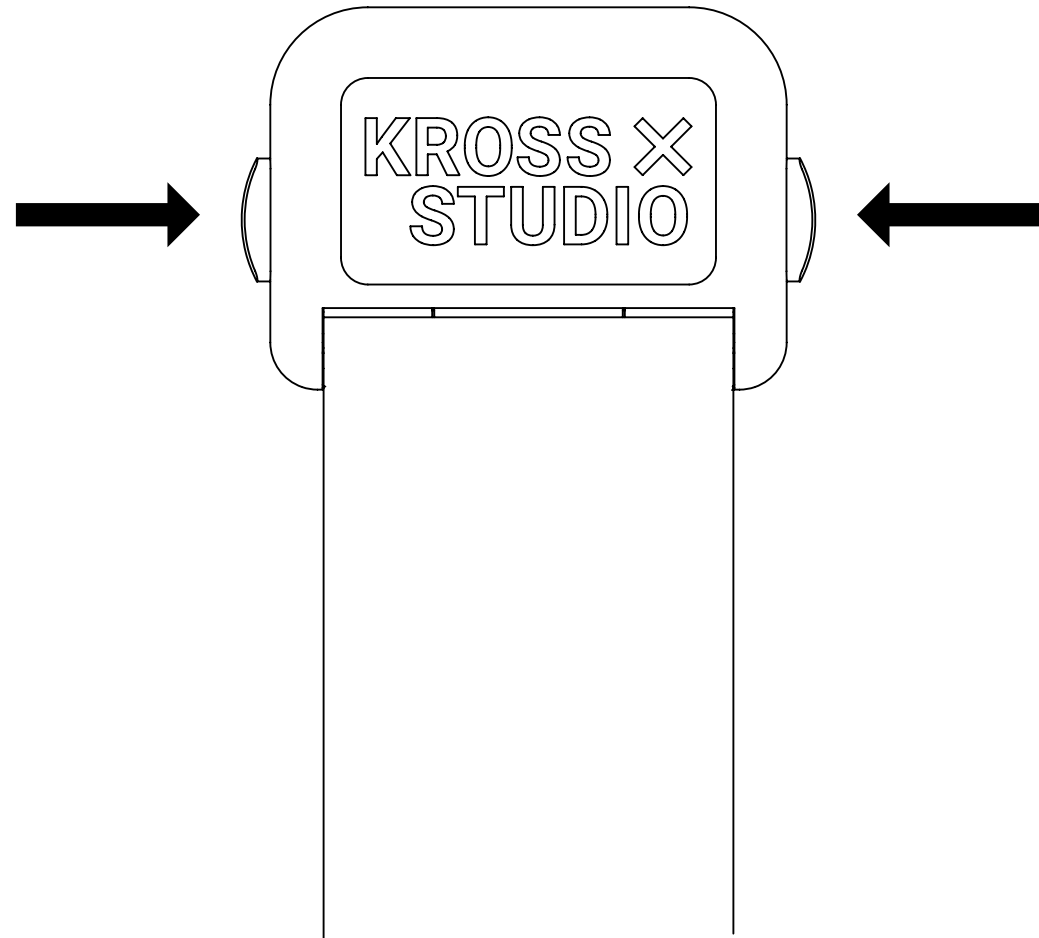
The "The Batman Tourbillon" is equipped with an interchangeable strap system, a practical feature where two quick-release buttons are hidden on the underside of the case.

Push each button to release the strap.



BUCKLE OPENING

Press simultaneously the two push buttons located on the sides of the clasp to open the buckle.

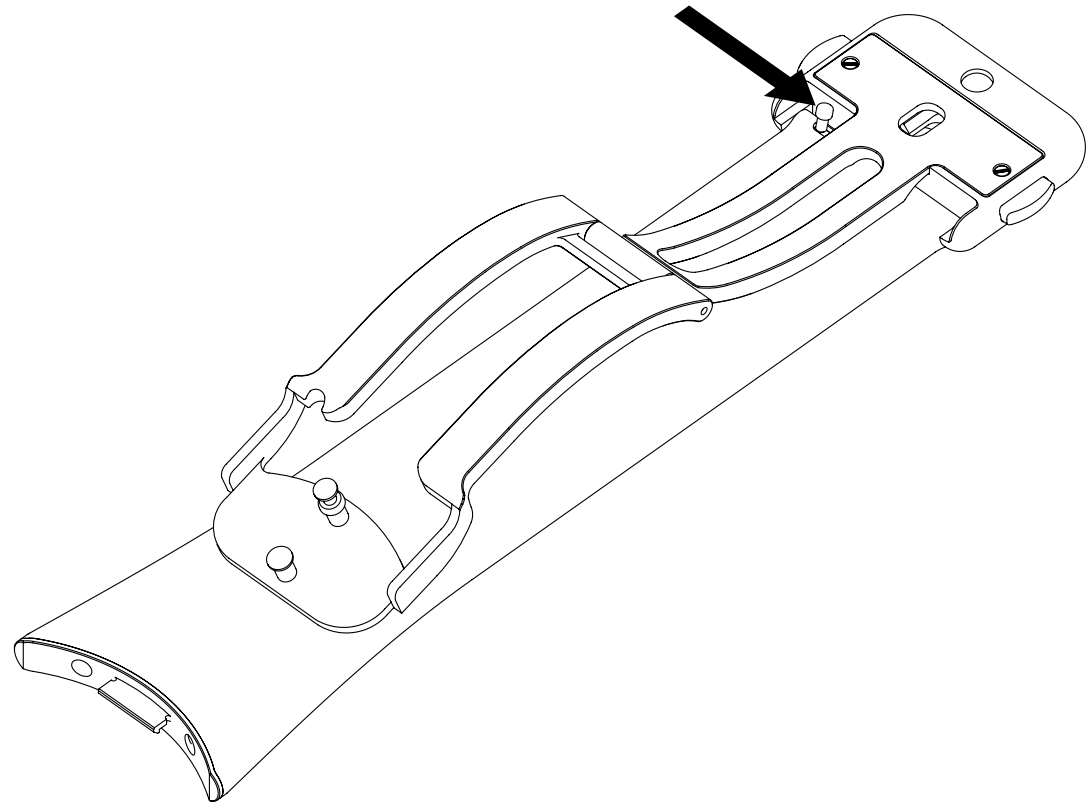


BUCKLE RELEASE

To detach the buckle, no tools are required. Simply pull the lever located under the clasp and it will release the strap.

To fix the buckle, start by inserting the right side of the buckle on the spring bar. Pull the lever and insert the left side.

Make sure the spring bar is securely in place by pulling few times the strap.



BAT-SIGNAL

THE BAT-SIGNAL

The "The Batman" Tourbillon watch comes along with a stand alone functional art piece made of aluminum, a illuminated Bat-Signal.

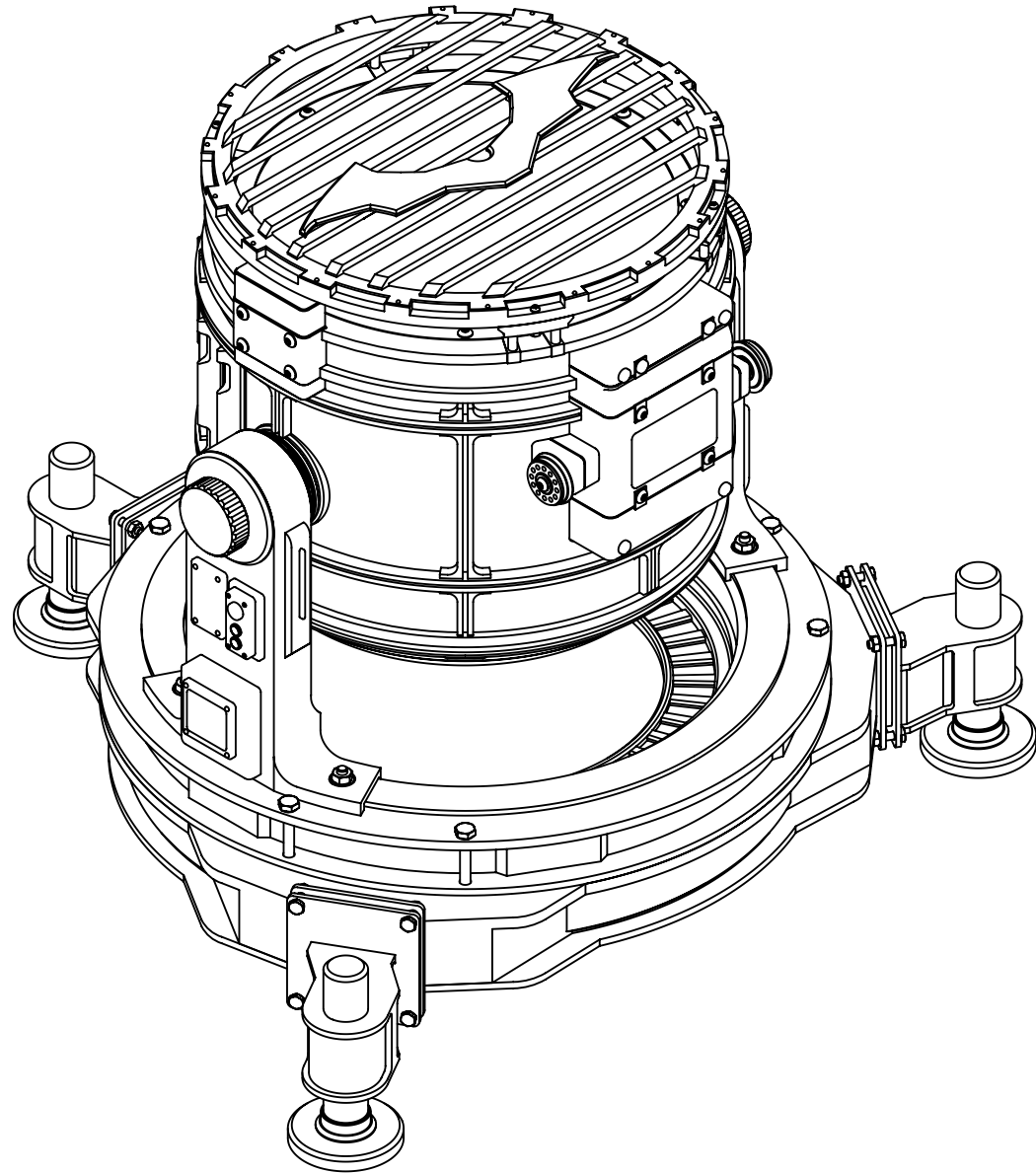
It is composed of 2 functional parts: a light and a watch case. A watch can be stored in the back of the Bat-Signal, where a case has been ingeniously conceived.

SAFETY INFORMATION

The Bat-Signal light is conceived for an indoor use only.

Do not cover the appliance (such as with cloths, foulard, etc.).

Use the appliance in the envisaged position.



REGULAR CARE

REGULAR CARE OF THE BAT-SIGNAL

Use a smooth microfiber cloth to clean the sculpture. Gloves are recommended to prevent any risk of scratching. If needed, you may use a solvent-free cleaner to spray on the cloth. Do not spray any liquid directly on the sculpture.

REGULAR CARE OF THE THE "THE BATMAN TOURBILLON"

The tourbillon remains one of the main horological complications and bears the mark of the most talented watchmakers. Caution and care are required to ensure the longevity of your watch. To handle it properly, a set of gloves and a soft microfiber cloth are provided in a box along with your The Batman Collector Set. We strongly recommend wearing gloves every time the watch is manipulated for winding or time setting. It will enable a better gripping and help prevent any risk of scratching.

The watch has a water resistance of 30 meters. We recommend avoiding sea water. Clean regularly your watch by wiping down carefully with the soft microfiber cloth. If needed, you may use a solvent-free cleaner to spray on the cloth. Do not spray any liquid directly on the watch.

TECH SPECS

THE BATMAN TOURBILLON

Parts
283

Limited edition
10 numbered pieces

Movement

Caliber
KS 7'001

Jewels
27

Functions
Manual-winding central tourbillon

Power reserve
5 days

Parts
205

Frequency
21'600bph / 3Hz

Case

Materials
Grade 5 titanium protected by a black DLC treatment

Diameter
45mm

Thickness
20mm

Thickness without crystal
12.5mm

Dome-shaped anti-reflective sapphire crystal

Water Resistance
30m or 3ATM

Case back

Materials
Grade 5 titanium

4 anti-reflective sapphire crystals

Interchangeable straps

1. Black calf leather strap embossed with the pattern of Batman's armor, black stitching
 2. Black rubber strap, black stitching
 3. Red rubber strap, red stitching
- All straps are reinforced with a black rubber inlay for optimal durability and comfort
- Black DLC grade 5 titanium clasp

THE BAT-SIGNAL

Material
Aluminum

Weight
12kg

Power
12-15W

LED
3000K
(warm white)

Dimensions

Height
325mm
(12,8 inches)

Diameter
455mm
(17,9 inches)

Projector diameter
205mm
(8,1 inches)